



# PHYSICS

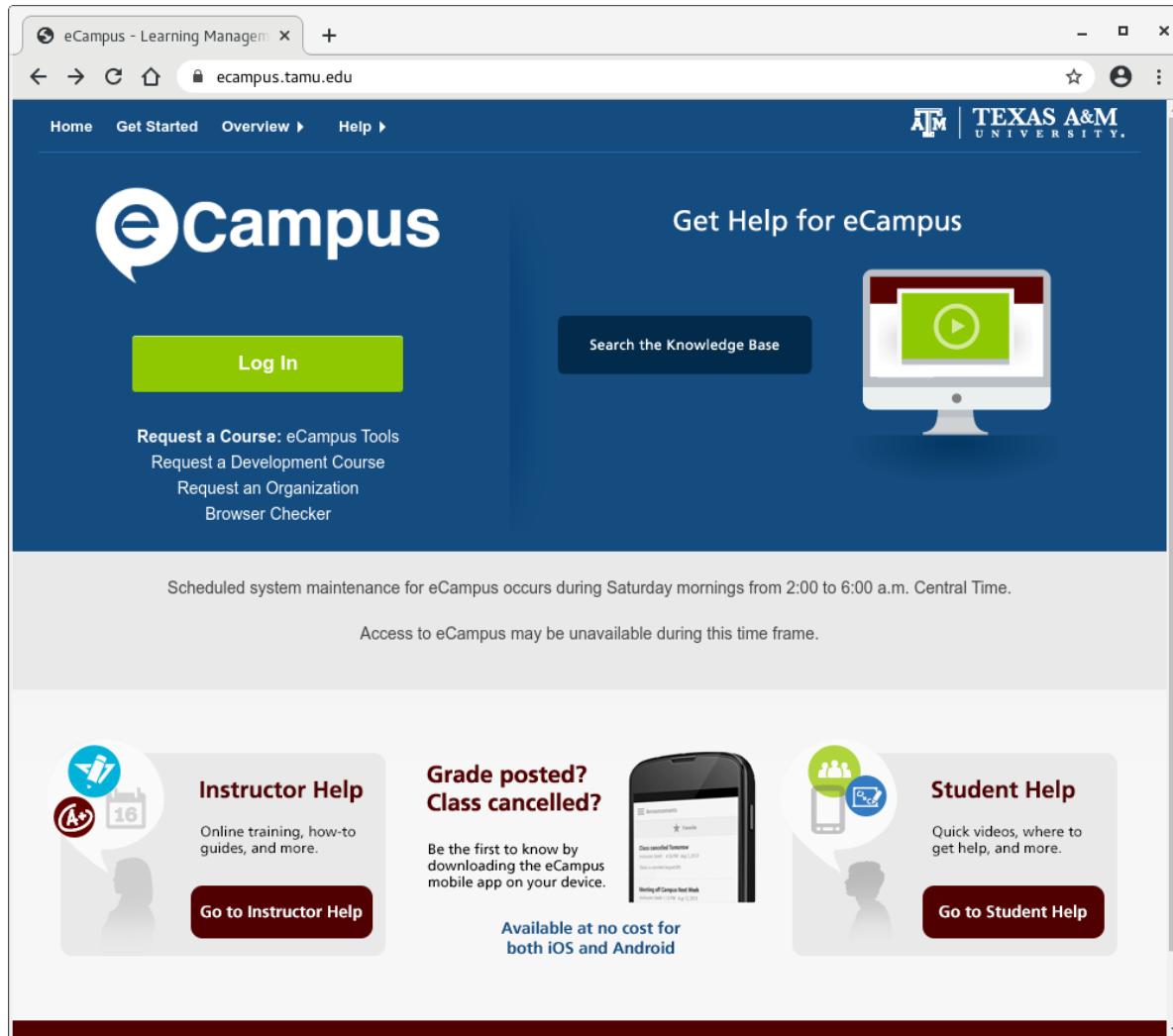
*For Scientists  
and Engineers*

SIXTH EDITION

**Signing up with  
Sapling Learning**

PAUL A. TIPLER  
GENE MOSCA

1. Log onto <http://ecampus.tamu.edu> with your NetID and navigate to your course



2. Access Sapling Learning by clicking on the Sapling Learning link from the content area (individual course may look slightly different). If this isn't in your eCampus page, contact your instructor.

Home Page – 20 SPRING PHY x +

tamu.blackboard.com/webapps/blackboard/execute/modulepage/view?course\_id=\_163410\_1&cmp\_tab\_id=\_366207\_1&mode=view

Student Preview mode is ON

Settings Exit Preview

Home Page

**20 SPRING PHYS 206 213-218: Eusebi**

- Home Page
- Course Materials
- Discussions
- My Grades
- Student Resources
- eCampus Help
- Common 206 webpage
- Sapling Learning
- Learning Objectives page
- Recitations
- Syllabus
- How to register for Sapling Learning
- iClicker Registration

### Home Page

#### My Announcements

No Course or Organization Announcements have been posted in the last 7 days.

[more announcements...](#)

#### What's New

Edit Notification Settings Actions

[Courses/Organizations](#) (1)

Last Updated: January 15, 2020 3:51 PM

#### To Do

Edit Notification Settings

What's Past Due

[All Items](#) (0)

What's Due

Select Date:  Go

[Today](#) (0)

Nothing Due Today

[Tomorrow](#) (0)

[This Week](#) (0)

[Future](#) (0)

Last Updated: January 15, 2020 3:51 PM

3. Click on the **“Student Registration – Start Here”** link. If you encounter an error message or a blank screen, adjust your browser settings to disable pop-up blockers. If that doesn’t fix it, see this help on [LMS integration troubleshooting](#)

Sapling Learning – 20 SPRING

tamu.blackboard.com/webapps/blackboard/content/listContent.jsp?course\_id=\_163410\_1&content\_id=\_6400134\_1&mode=reset

Student Preview mode is ON

Sapling Learning

20 SPRING PHYS 206  
213-218: Eusebi

- Home Page
- Course Materials
- Discussions
- My Grades
- Student Resources
- eCampus Help
- Common 206 webpage
- Sapling Learning
- Learning Objectives page
- Recitations
- Syllabus
- How to register for Sapling Learning
- iClicker Registration
- Discussions
- Student Resources

Sapling Learning

- [Student Registration - Start Here](#)
- [Sapling](#)
- [Prelecture Video: 1-D Kinematics](#)
- [Bridge Assignment: 1-D Kinematics](#)
- [Prelecture Video: Vectors and 2-D Kinematics](#)
- [Bridge Assignment: Vectors and 2-D Kinematics](#)
- [Prelecture Video: Relative and Circular Motion](#)
- [Bridge Assignment: Relative and Circular Motion](#)

Click this link

These may or may not be added, depending on your instructor

4. Review the user privacy information. Sapling, of course, recommends that you agree....

## Macmillan Learning Launch Page

*Launch*

### USER PRIVACY INFORMATION

Prior to accessing the Macmillan Learning system, please review the following user privacy information.

If you agree to share your user information, the following will be shared with the Macmillan Learning system:

- First name
- Last name
- Email address
- Profile image

If you do not agree, you may be prompted to fill in the user information manually in the partner application. Click Cancel to decline and return to viewing Blackboard content.

For more details, view the [Macmillan Learning Privacy Policy](#).

- ☒ I agree to share my user information with the Macmillan Learning system.
- ☐ I do not agree to share my user information with the Macmillan Learning system.

### ACKNOWLEDGMENT

Cancel

Launch

4. ...but if you don't, you will enter your name and e-mail on a subsequent screen. Be sure to enter your full name *as it appears in Howdy*, and use your *NetID e-mail address*.

## Macmillan Learning Profile

*Welcome to Macmillan Learning*

**Please enter/confirm your name and email address so we can remember you for next time.**

First name

Last name

Email address

5. Continue with the login and agree to the terms of use.


The image consists of two screenshots of the Sapling Learning website interface.

The top screenshot shows the "Macmillan Learning Profile" page. At the top, the Sapling Learning logo is visible. Below it, the text "Macmillan Learning Profile" and "Welcome to Macmillan Learning" are displayed. A message states "Sign in successful. You may continue with sign-on or provisioning." Below this message is a yellow "Continue" button, which is highlighted with a red rectangular box. A red arrow points to the "Continue" button from the right.

The bottom screenshot shows the "Site Policy Agreement" page. The header includes the Sapling Learning logo and the user's name "Rufus Leeking". The main heading is "Site Policy Agreement". Below the heading, there is a text area with the text "Please review the Macmillan Learning terms of use and end user agreement." The text "terms of use and end user agreement" is highlighted with a red rectangular box. At the bottom of the page, there is a question: "You must agree to this policy to continue using this site. Do you agree?". Below this question are two buttons: "Yes" and "No". The "Yes" button is highlighted with a red rectangular box, and a red arrow points to it from the left.

## 6. Select your access option. You may:

- 1) Pay using a credit card
- 2) Use the activation code that came when you bought the textbook from the bookstore
- 3) Request a limited free-trial access to the course

 **Sapling Learning**  
macmillan learning

[Sapling Learning](#) > [Courses](#) > [Login to Elementary Statistics 13e HTML5 - 84391](#)

### Homework Course

Elementary Statistics 13e HTML5 - 84391

Course Payment Options

☒ This Semester: \$10.00 USD **1**

This purchase will only cover this semester. If you have another course that uses Sapling Learning, you will need to pay separately for that course.

☐ Use Prepaid Access Card ⓘ **2**

### Order Summary

Elementary Statistics 13e HTML5 - 84391

Homework Course	\$10 USD
<b>Total *</b>	<b>\$10.00 USD</b>
<small>* Total may include tax</small>	

**3** [Enter This Course For 9 Days Free](#)

OR

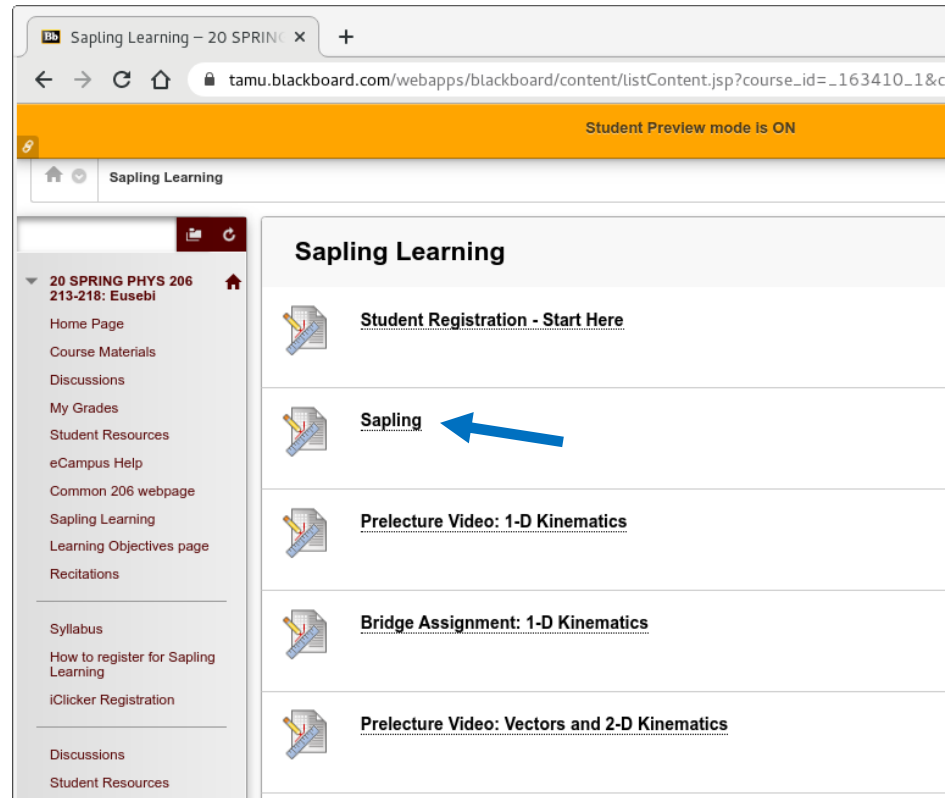
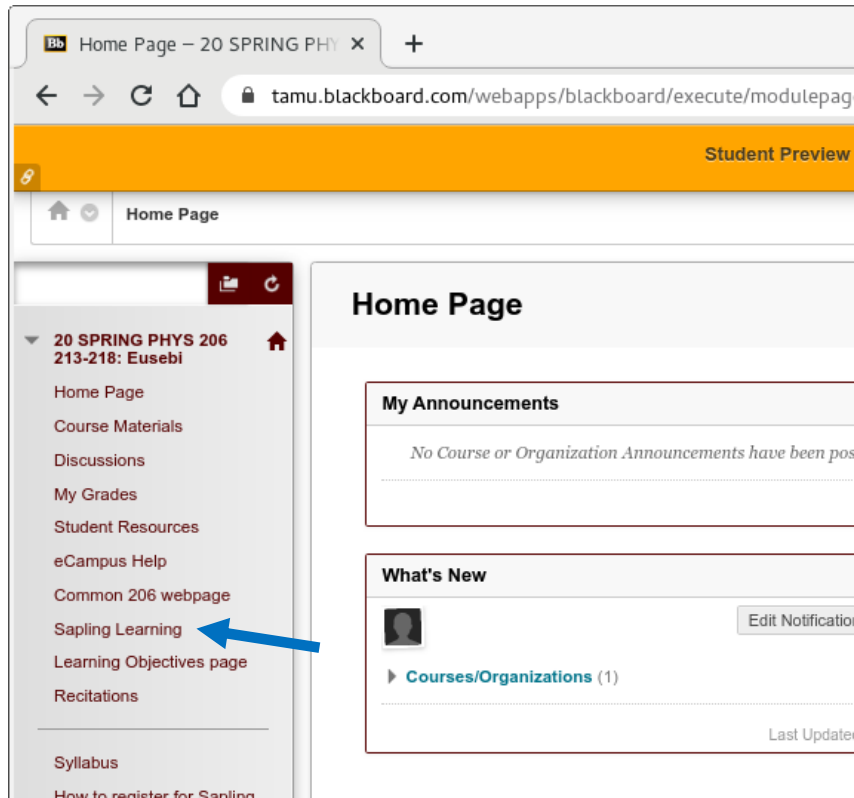
ZIP code:

[Pay Now](#)



# Registration complete!

You will now be able to access your assignments, see the calendar of due dates, and your grades by entering the Sapling site through eCampus



For more help with Sapling, see their support page at [macmillan.force.com/macmillanlearning/s/sapling-learning](https://macmillan.force.com/macmillanlearning/s/sapling-learning), or contact them at [macmillan.force.com/macmillanlearning/s/contactsupport](https://macmillan.force.com/macmillanlearning/s/contactsupport)